



Office of Career Development

BIostatistics & Bioinformatics (BIOS)

2020 RSPH Alumni Survey Report

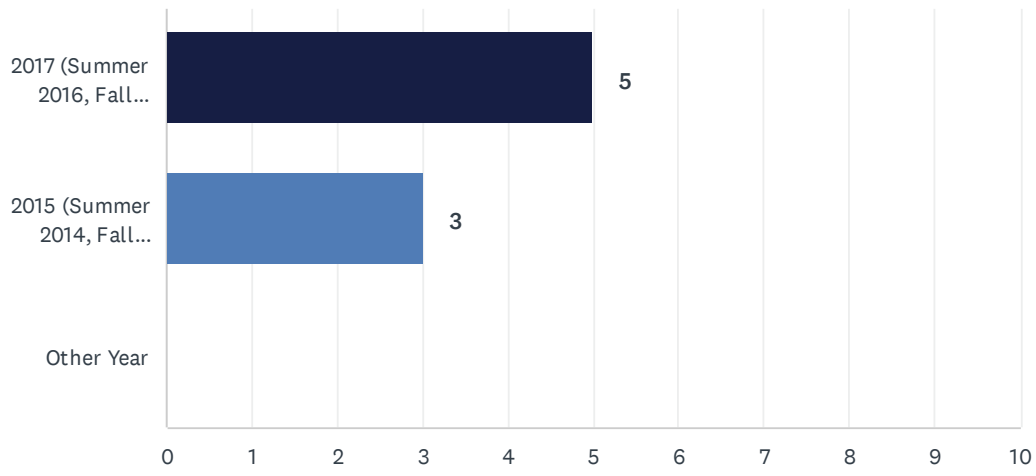


EMORY

ROLLINS
SCHOOL OF
PUBLIC
HEALTH

Q1 What year did you graduate from the RSPH?

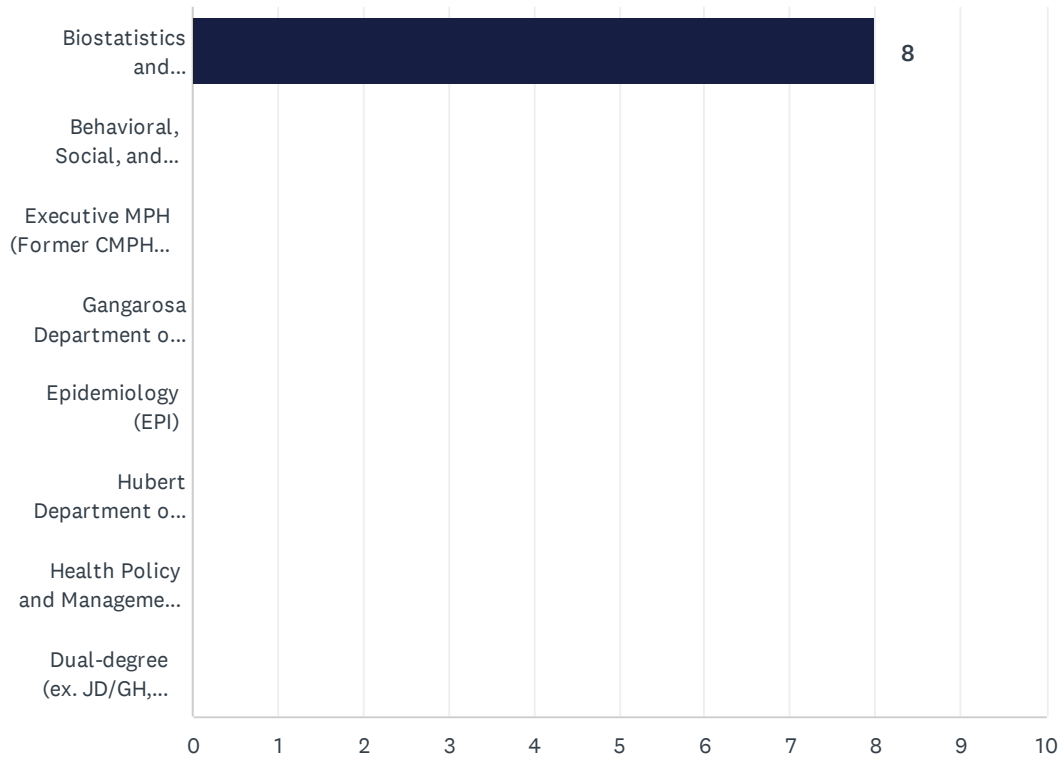
Answered: 8 Skipped: 0



ANSWER CHOICES	RESPONSES	
2017 (Summer 2016, Fall 2016, & Spring 2017)	62.50%	5
2015 (Summer 2014, Fall 2014, & Spring 2015)	37.50%	3
Other Year	0.00%	0
TOTAL		8

Q2 RSPH Department:

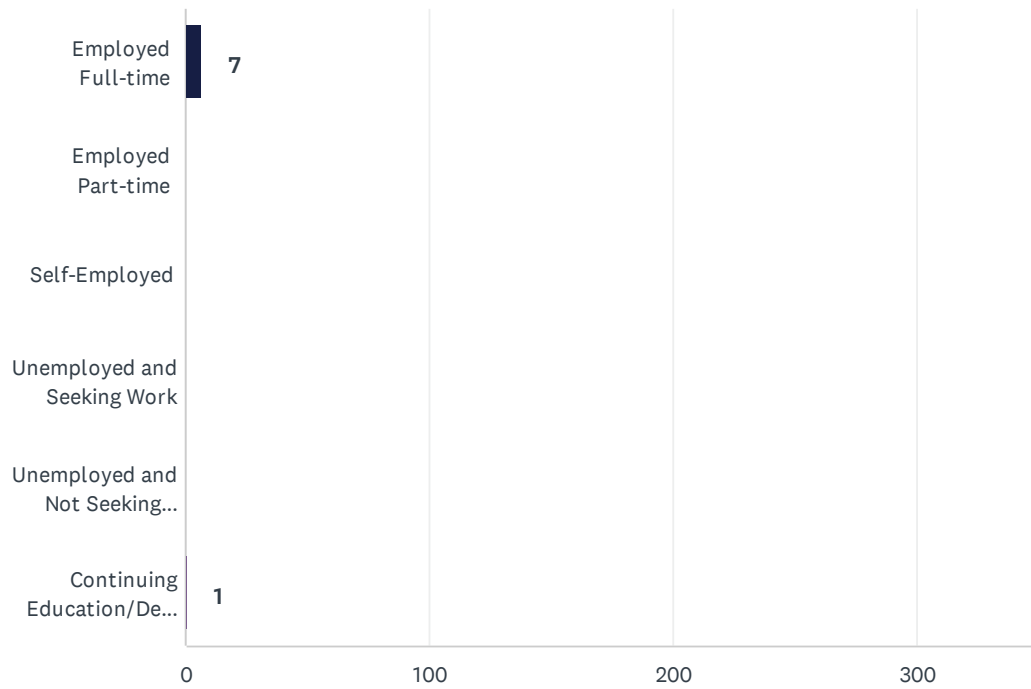
Answered: 8 Skipped: 0



ANSWER CHOICES	RESPONSES	
Biostatistics and Bioinformatics (BIOS)	100.00%	8
Behavioral, Social, and Health Education Sciences (BSHES) [Former Behavioral Sciences and Health Education (BSHE)]	0.00%	0
Executive MPH (Former CMPH Program)	0.00%	0
Gangarosa Department of Environmental Health (EH)	0.00%	0
Epidemiology (EPI)	0.00%	0
Hubert Department of Global Health (GH)	0.00%	0
Health Policy and Management (HPM)	0.00%	0
Dual-degree (ex. JD/GH, MD/BSHE, etc.)	0.00%	0
TOTAL		8

Q4 What is your current employment status?

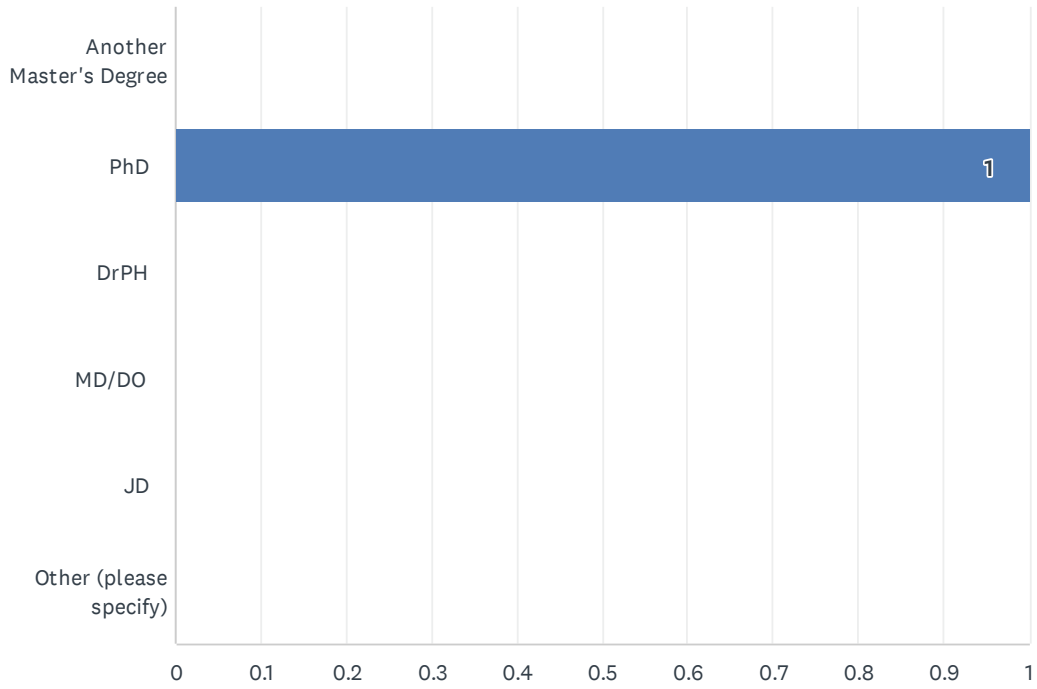
Answered: 8 Skipped: 0



ANSWER CHOICES	RESPONSES	
Employed Full-time	87.50%	7
Employed Part-time	0.00%	0
Self-Employed	0.00%	0
Unemployed and Seeking Work	0.00%	0
Unemployed and Not Seeking Work	0.00%	0
Continuing Education/Degree Seeking	12.50%	1
TOTAL		8

Q9 What degree are you seeking?

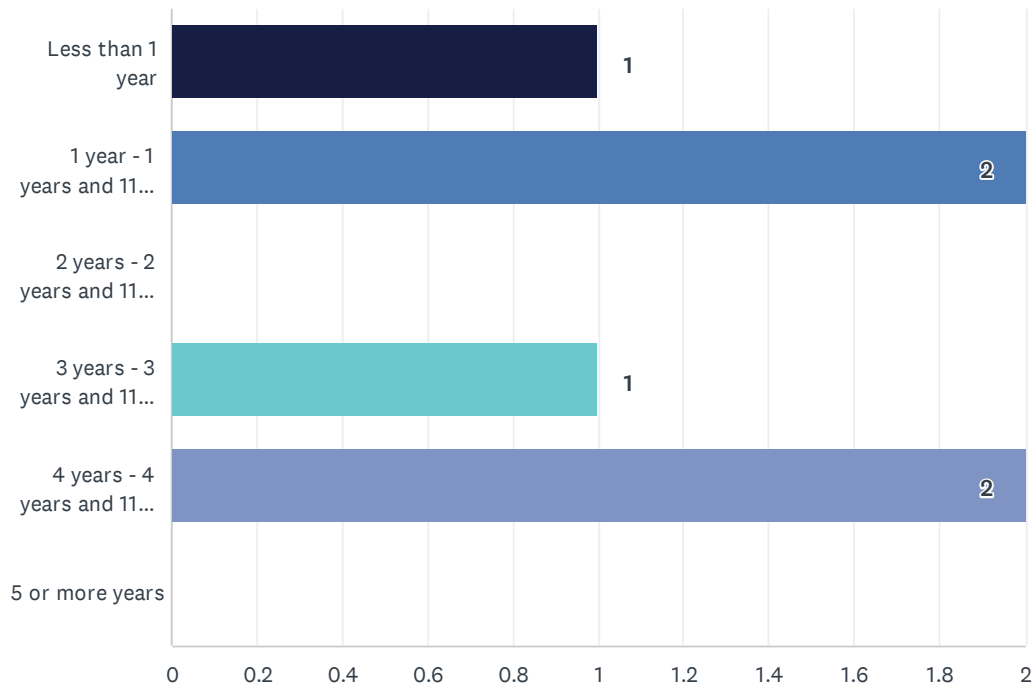
Answered: 1 Skipped: 7



ANSWER CHOICES	RESPONSES	
Another Master's Degree	0.00%	0
PhD	100.00%	1
DrPH	0.00%	0
MD/DO	0.00%	0
JD	0.00%	0
Other (please specify)	0.00%	0
TOTAL		1

Q12 How long have you been employed at your current job?

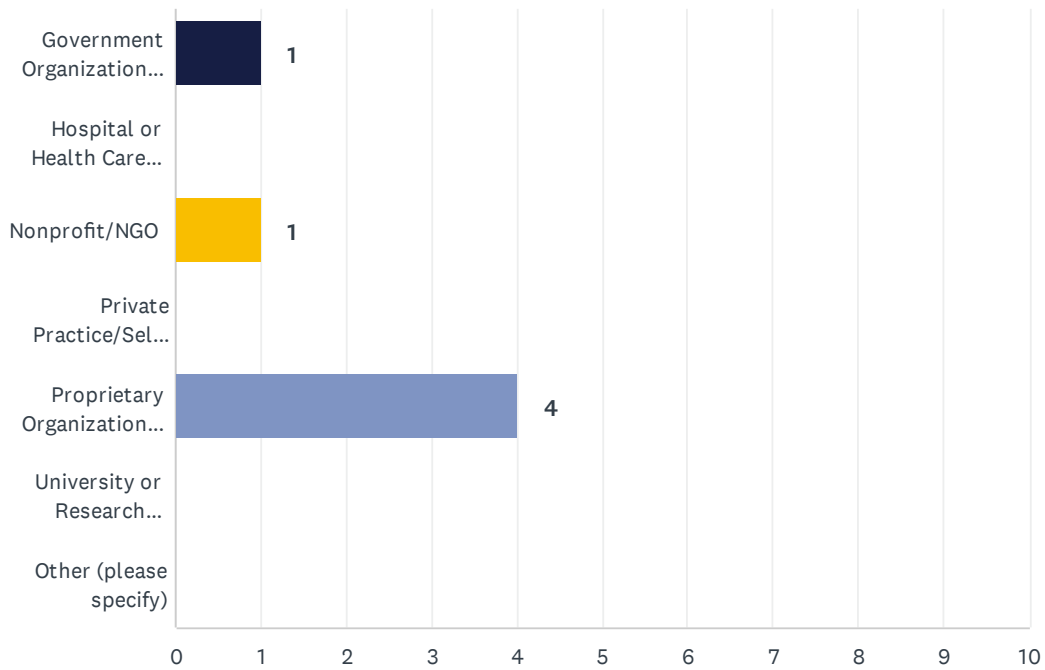
Answered: 6 Skipped: 2



ANSWER CHOICES	RESPONSES	
Less than 1 year	16.67%	1
1 year - 1 years and 11 months	33.33%	2
2 years - 2 years and 11 months	0.00%	0
3 years - 3 years and 11 months	16.67%	1
4 years - 4 years and 11 months	33.33%	2
5 or more years	0.00%	0
Total Respondents: 6		

Q13 Which one of the following best describes your employment sector?

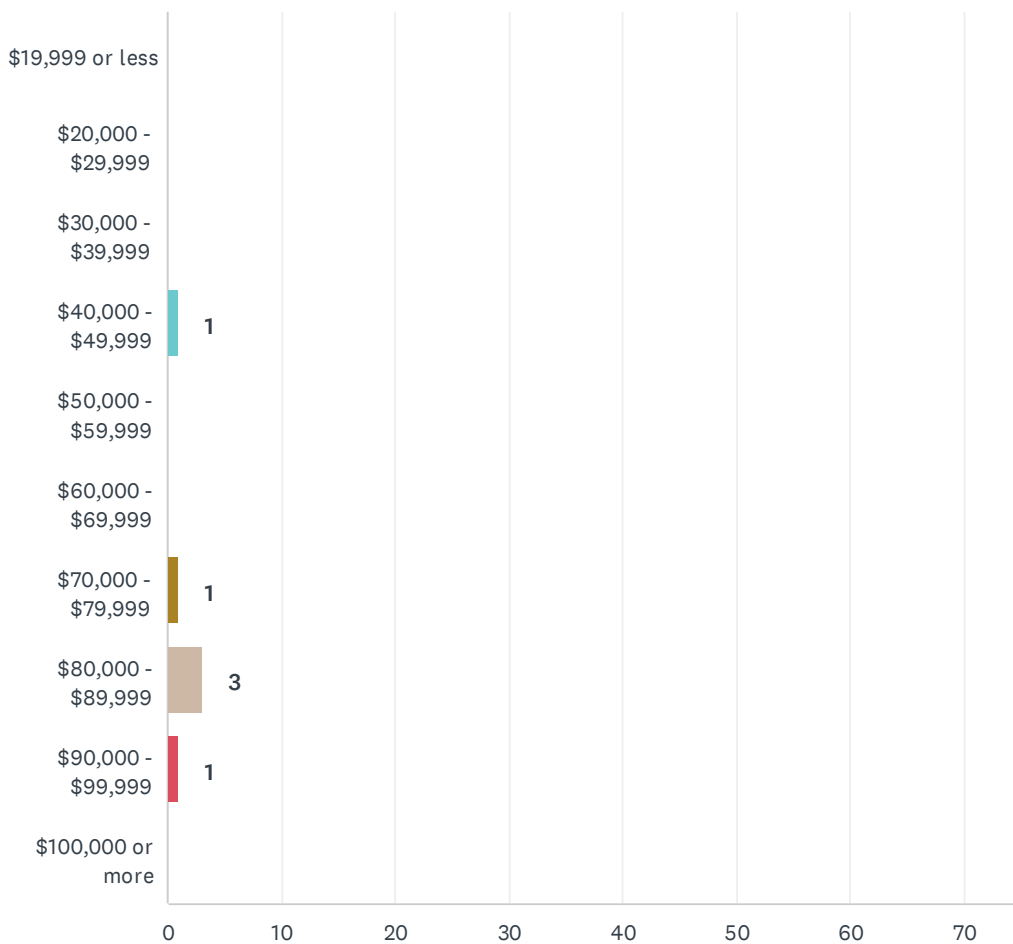
Answered: 6 Skipped: 2



ANSWER CHOICES	RESPONSES	
Government Organization (Federal, State, Local)	16.67%	1
Hospital or Health Care Facility	0.00%	0
Nonprofit/NGO	16.67%	1
Private Practice/Self-Employed	0.00%	0
Proprietary Organizations (Industry, Pharmaceutical company, Consulting, Other For-Profit Org)	66.67%	4
University or Research Institution (e.g. Emory University)	0.00%	0
Other (please specify)	0.00%	0
TOTAL		6

Q14 Annual Salary Range:

Answered: 6 Skipped: 2

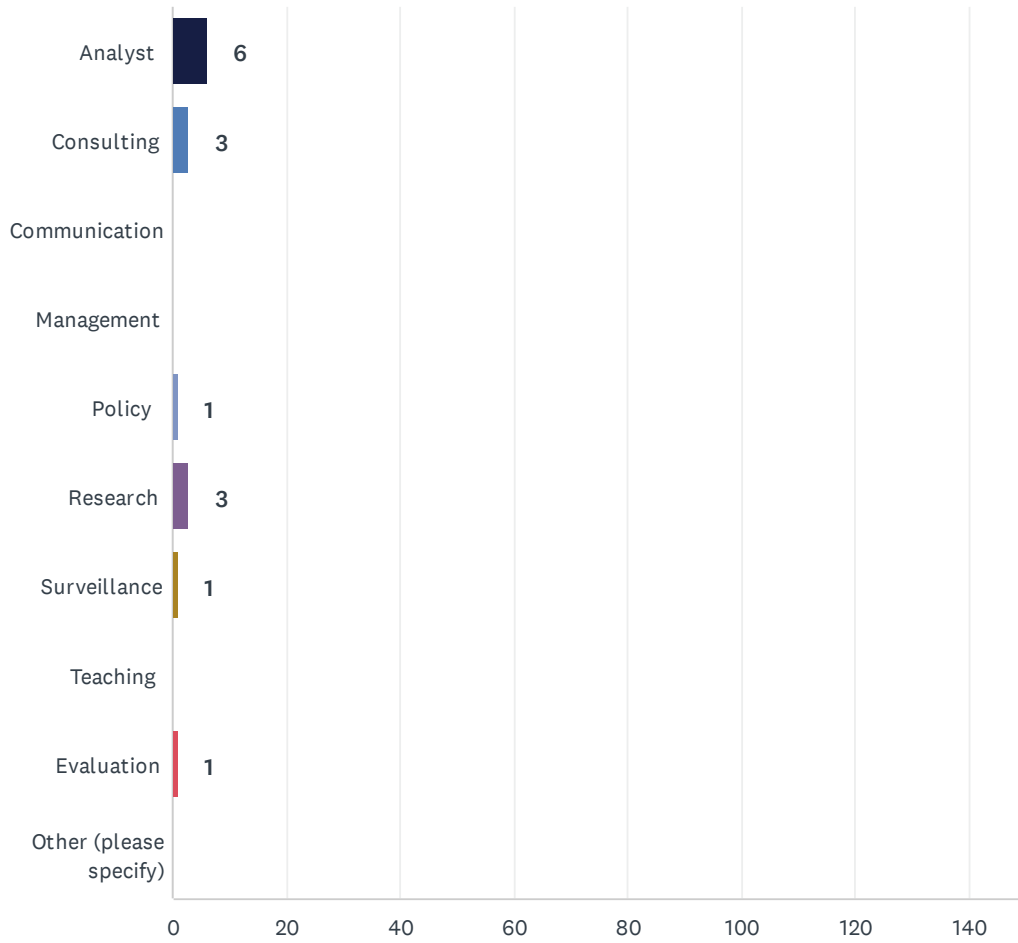


RSPH 3 & 5 Year Post-Grad Alumni Survey (2020)

ANSWER CHOICES	RESPONSES	
\$19,999 or less	0.00%	0
\$20,000 - \$29,999	0.00%	0
\$30,000 - \$39,999	0.00%	0
\$40,000 - \$49,999	16.67%	1
\$50,000 - \$59,999	0.00%	0
\$60,000 - \$69,999	0.00%	0
\$70,000 - \$79,999	16.67%	1
\$80,000 - \$89,999	50.00%	3
\$90,000 - \$99,999	16.67%	1
\$100,000 or more	0.00%	0
TOTAL		6

Q15 Which category best describes your job duties? (Check all that apply)

Answered: 6 Skipped: 2

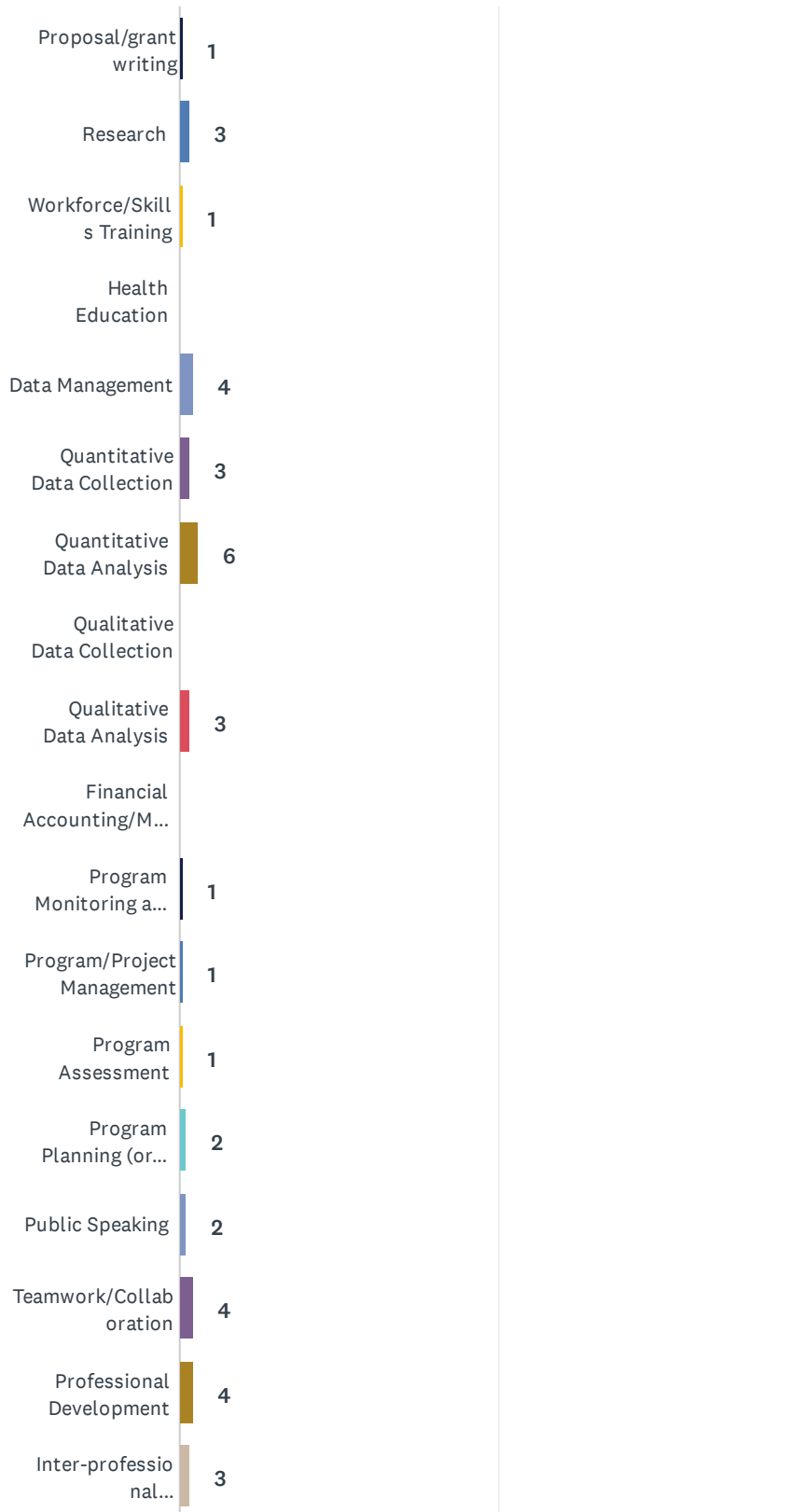


RSPH 3 & 5 Year Post-Grad Alumni Survey (2020)

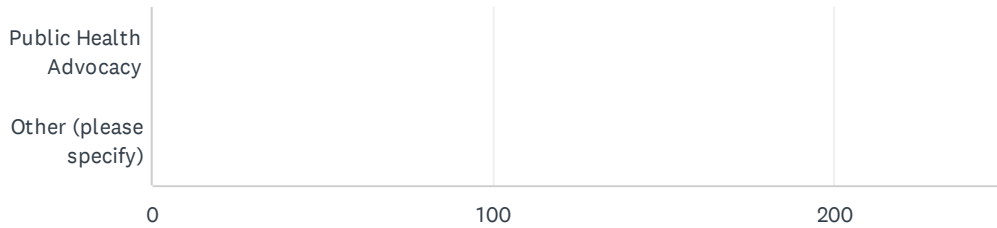
ANSWER CHOICES	RESPONSES	
Analyst	100.00%	6
Consulting	50.00%	3
Communication	0.00%	0
Management	0.00%	0
Policy	16.67%	1
Research	50.00%	3
Surveillance	16.67%	1
Teaching	0.00%	0
Evaluation	16.67%	1
Other (please specify)	0.00%	0
Total Respondents: 6		

Q16 What skills prepared you for the job you currently have? (Check all that apply)

Answered: 6 Skipped: 2



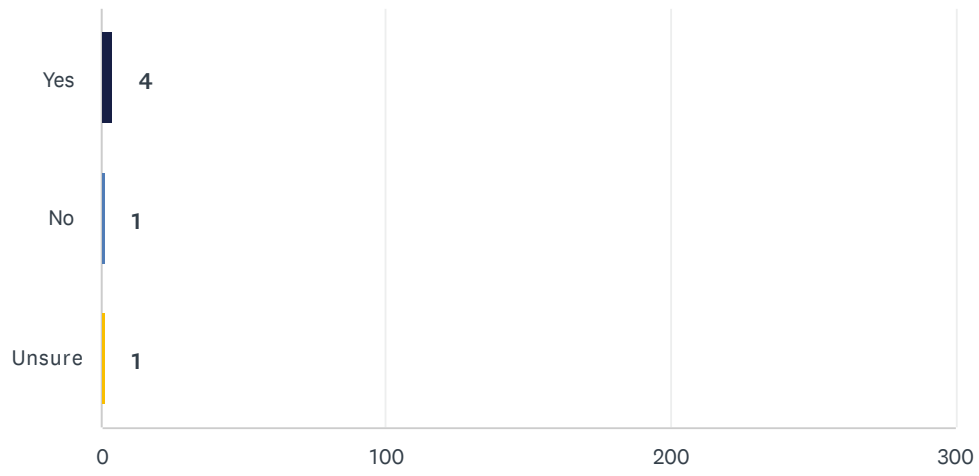
RSPH 3 & 5 Year Post-Grad Alumni Survey (2020)



ANSWER CHOICES	RESPONSES	
Proposal/grant writing	16.67%	1
Research	50.00%	3
Workforce/Skills Training	16.67%	1
Health Education	0.00%	0
Data Management	66.67%	4
Quantitative Data Collection	50.00%	3
Quantitative Data Analysis	100.00%	6
Qualitative Data Collection	0.00%	0
Qualitative Data Analysis	50.00%	3
Financial Accounting/Management/Budgeting	0.00%	0
Program Monitoring and Evaluation	16.67%	1
Program/Project Management	16.67%	1
Program Assessment	16.67%	1
Program Planning (or Development)	33.33%	2
Public Speaking	33.33%	2
Teamwork/Collaboration	66.67%	4
Professional Development	66.67%	4
Inter-professional Collaboration	50.00%	3
Public Health Advocacy	0.00%	0
Other (please specify)	0.00%	0
Total Respondents: 6		

Q17 Does your current employer hire doctoral trained employees?

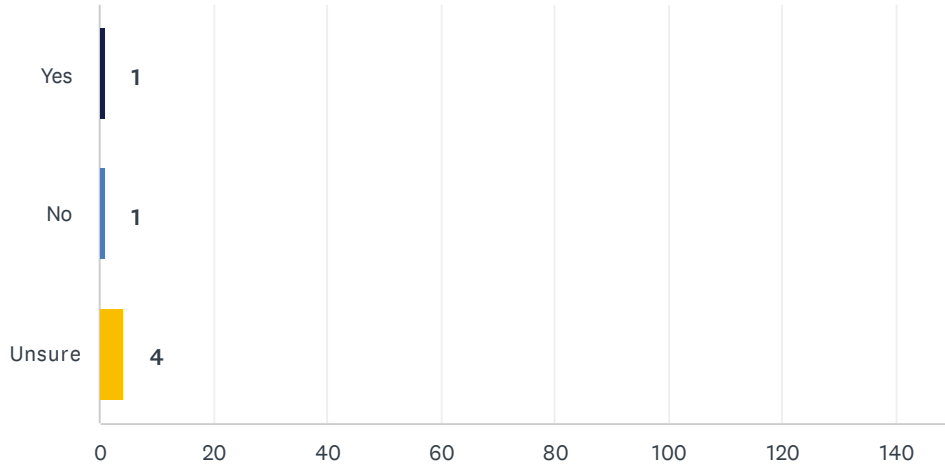
Answered: 6 Skipped: 2



ANSWER CHOICES	RESPONSES	
Yes	66.67%	4
No	16.67%	1
Unsure	16.67%	1
TOTAL		6

Q18 Does your current employer hire Rollins students (i.e. part-time, REAL, internships, applied practice experience [previously called practicum] positions)?

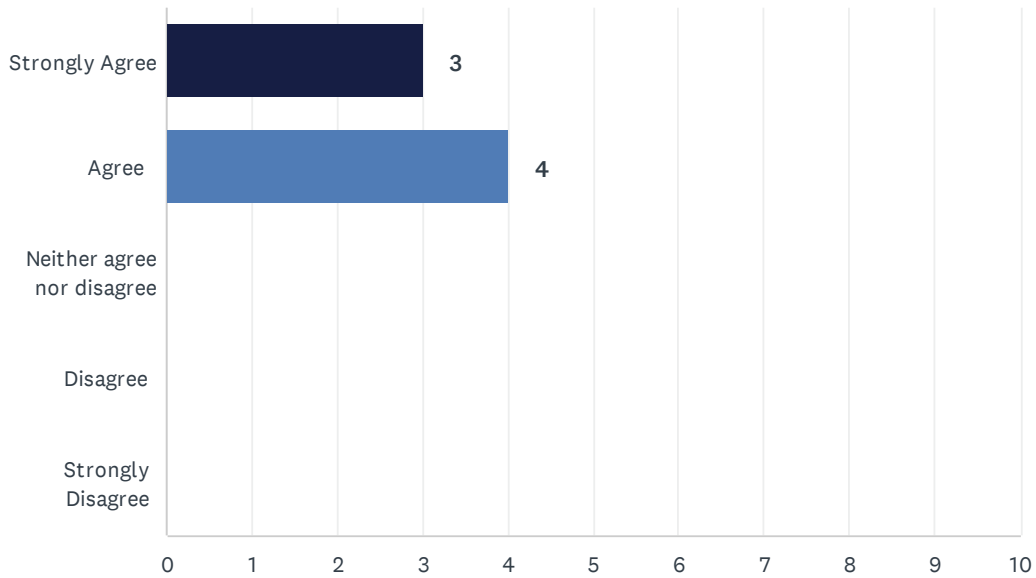
Answered: 6 Skipped: 2



ANSWER CHOICES	RESPONSES	
Yes	16.67%	1
No	16.67%	1
Unsure	66.67%	4
TOTAL		6

Q19 The course work (including applied practice experience/practicum, thesis and/or capstone) at RSPH provided me with the basic competencies and skills required for working in public health/current field.

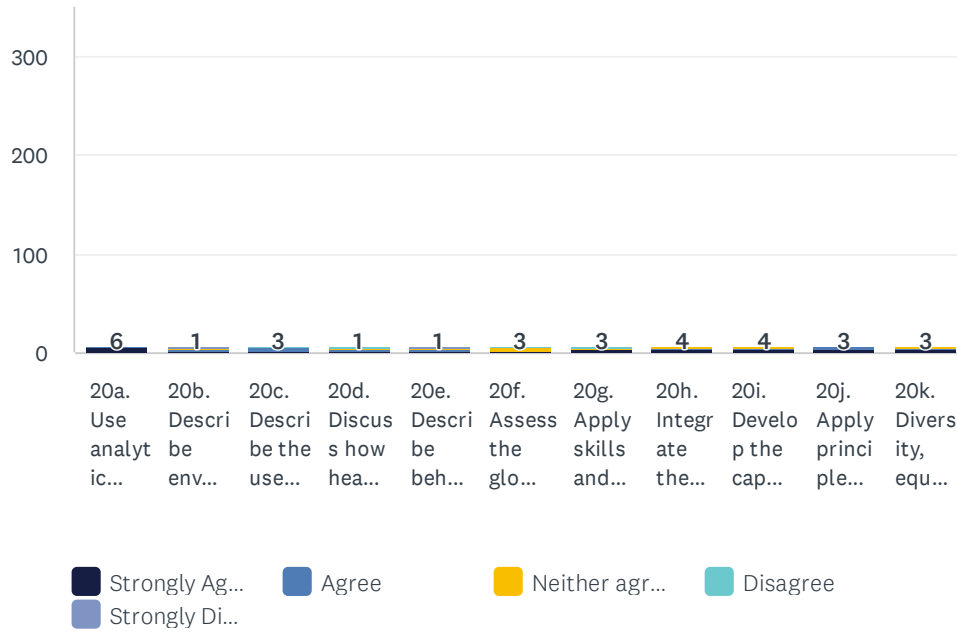
Answered: 7 Skipped: 1



ANSWER CHOICES	RESPONSES	
Strongly Agree	42.86%	3
Agree	57.14%	4
Neither agree nor disagree	0.00%	0
Disagree	0.00%	0
Strongly Disagree	0.00%	0
TOTAL		7

Q20 I have attained and had the ability to apply the following 11 competencies post-graduation in a past/current job:

Answered: 7 Skipped: 1

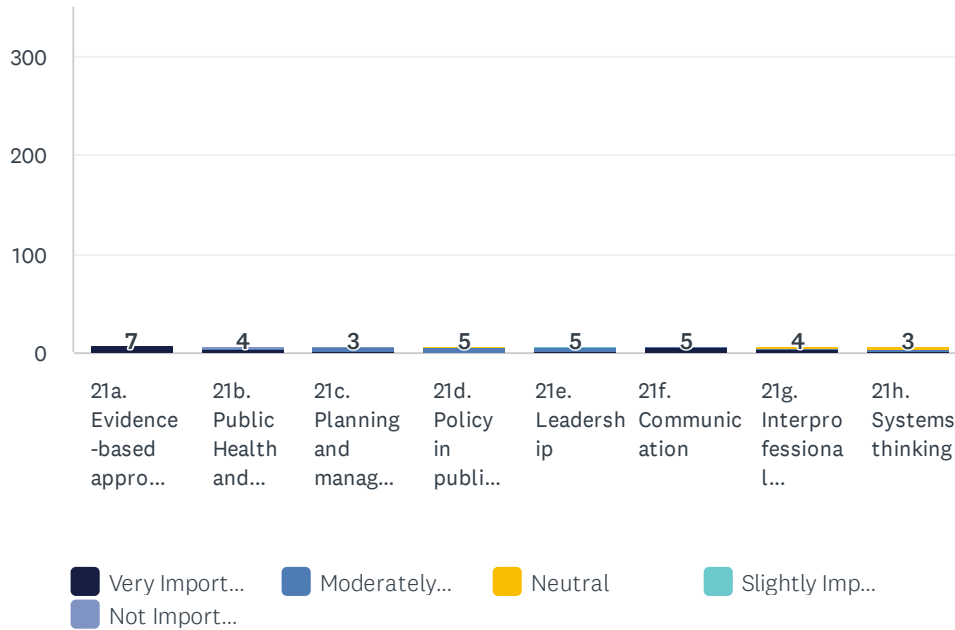


RSPH 3 & 5 Year Post-Grad Alumni Survey (2020)

	STRONGLY AGREE	AGREE	NEITHER AGREE NOR DISAGREE	DISAGREE	STRONGLY DISAGREE	TOTAL	WEIGHTED AVERAGE
20a. Use analytic reasoning and quantitative methods to address questions in public health and population-based research	85.71% 6	14.29% 1	0.00% 0	0.00% 0	0.00% 0	7	4.86
20b. Describe environmental conditions, including biological, physical and chemical factors that affect the health of individuals, communities and populations	14.29% 1	42.86% 3	14.29% 1	14.29% 1	14.29% 1	7	3.29
20c. Describe the use of epidemiology methods to study the etiology and control of disease and injury in populations	28.57% 2	42.86% 3	14.29% 1	14.29% 1	0.00% 0	7	3.86
20d. Discuss how health policy and finance affect the delivery, quality, access and costs of health care for individuals, communities and populations	28.57% 2	28.57% 2	28.57% 2	14.29% 1	0.00% 0	7	3.71
20e. Describe behavioral, social and cultural factors that contribute to the health and well-being of individuals, communities and populations	14.29% 1	28.57% 2	28.57% 2	14.29% 1	14.29% 1	7	3.14
20f. Assess the global forces that influence the health of culturally diverse populations around the world	14.29% 1	14.29% 1	42.86% 3	28.57% 2	0.00% 0	7	3.14
20g. Apply skills and knowledge in public health setting(s) through planned and supervised experience(s) related to professional career objectives	42.86% 3	14.29% 1	28.57% 2	14.29% 1	0.00% 0	7	3.86
20h. Integrate the broad base of public health knowledge and skills acquired from coursework, practicum and other learning activities into a culminating experience (thesis, special studies project, capstone)	57.14% 4	28.57% 2	14.29% 1	0.00% 0	0.00% 0	7	4.43
20i. Develop the capacity for lifelong learning in public health	57.14% 4	28.57% 2	14.29% 1	0.00% 0	0.00% 0	7	4.43
20j. Apply principles of ethical conduct to public health practice	57.14% 4	42.86% 3	0.00% 0	0.00% 0	0.00% 0	7	4.57
20k. Diversity, equity and inclusion practices	42.86% 3	42.86% 3	14.29% 1	0.00% 0	0.00% 0	7	4.29

Q21 Reflecting on your experience, how important are each of the following skills for job readiness as a public health professional?

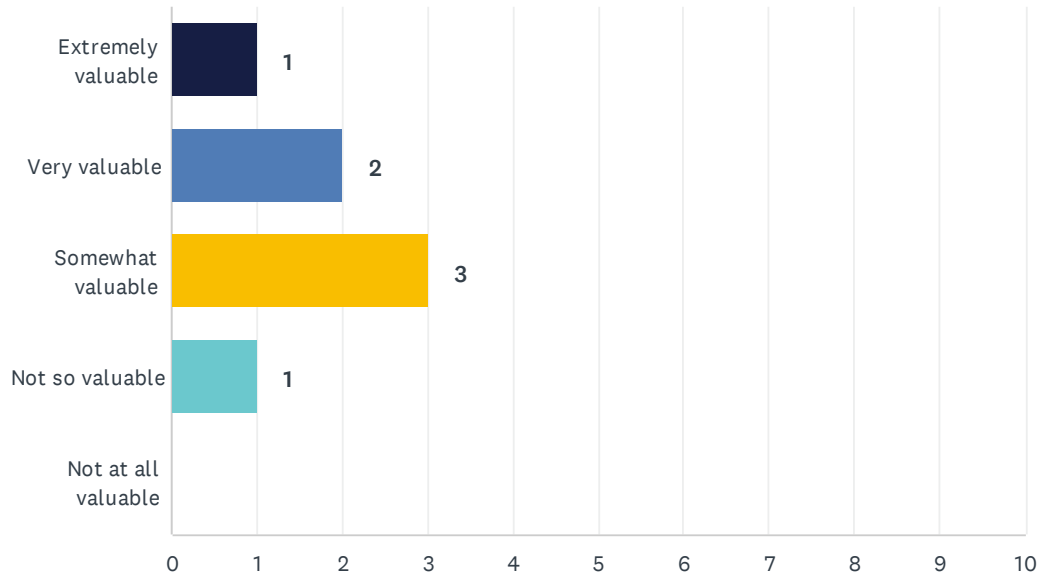
Answered: 7 Skipped: 1



	VERY IMPORTANT	MODERATELY IMPORTANT	NEUTRAL	SLIGHTLY IMPORTANT	NOT IMPORTANT	TOTAL	WEIGHTED AVERAGE
21a. Evidence-based approaches to public health	100.00% 7	0.00% 0	0.00% 0	0.00% 0	0.00% 0	7	5.00
21b. Public Health and health care systems	57.14% 4	28.57% 2	0.00% 0	0.00% 0	14.29% 1	7	4.14
21c. Planning and management to promote health	28.57% 2	42.86% 3	14.29% 1	0.00% 0	14.29% 1	7	3.71
21d. Policy in public health	0.00% 0	71.43% 5	28.57% 2	0.00% 0	0.00% 0	7	3.71
21e. Leadership	14.29% 1	71.43% 5	0.00% 0	14.29% 1	0.00% 0	7	3.86
21f. Communication	71.43% 5	28.57% 2	0.00% 0	0.00% 0	0.00% 0	7	4.71
21g. Interprofessional practice	57.14% 4	14.29% 1	28.57% 2	0.00% 0	0.00% 0	7	4.29
21h. Systems thinking	28.57% 2	28.57% 2	42.86% 3	0.00% 0	0.00% 0	7	3.86

Q23 Based on your career interests and goals, how valuable is/was your RSPH MPH or MSPH degree in the job market?

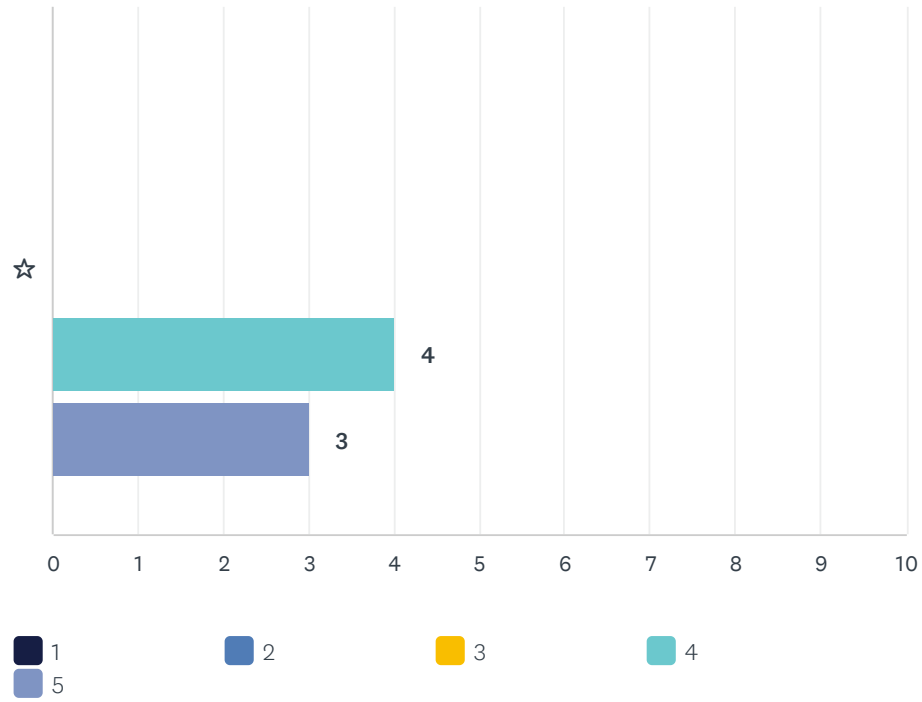
Answered: 7 Skipped: 1



ANSWER CHOICES	RESPONSES	
Extremely valuable	14.29%	1
Very valuable	28.57%	2
Somewhat valuable	42.86%	3
Not so valuable	14.29%	1
Not at all valuable	0.00%	0
TOTAL		7

Q24 How would you rate your decision to attend the RSPH?

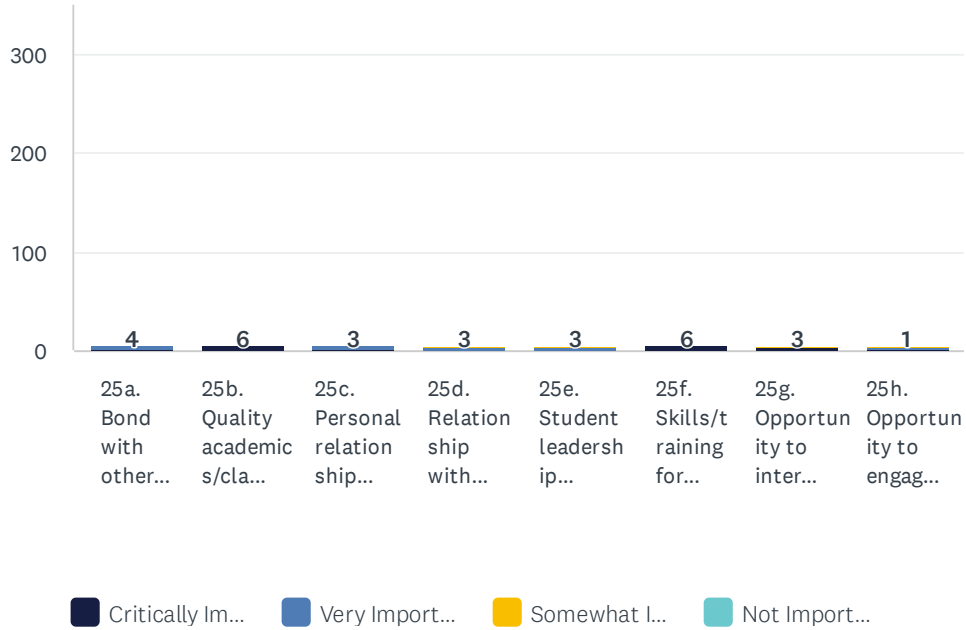
Answered: 7 Skipped: 1



	1	2	3	4	5	TOTAL	WEIGHTED AVERAGE
☆	0.00% 0	0.00% 0	0.00% 0	57.14% 4	42.86% 3	7	4.43

Q25 How important was each of the following to your experience as a student?

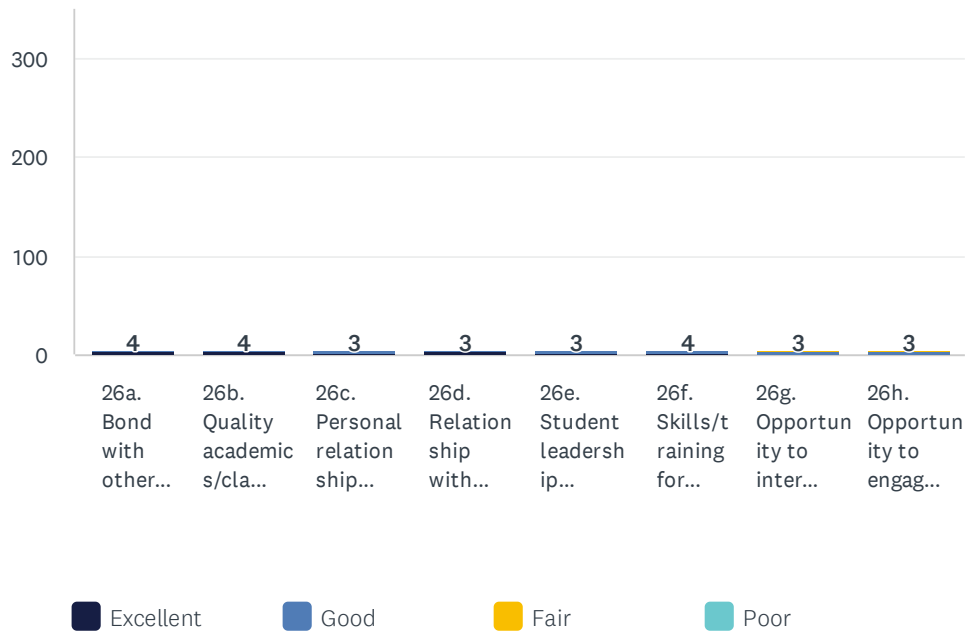
Answered: 6 Skipped: 2



	CRITICALLY IMPORTANT	VERY IMPORTANT	SOMEWHAT IMPORTANT	NOT IMPORTANT	TOTAL
25a. Bond with other students	33.33% 2	66.67% 4	0.00% 0	0.00% 0	6
25b. Quality academics/classes	100.00% 6	0.00% 0	0.00% 0	0.00% 0	6
25c. Personal relationship with faculty	33.33% 2	50.00% 3	16.67% 1	0.00% 0	6
25d. Relationship with administration and staff	0.00% 0	50.00% 3	50.00% 3	0.00% 0	6
25e. Student leadership opportunities	0.00% 0	50.00% 3	50.00% 3	0.00% 0	6
25f. Skills/training for career	100.00% 6	0.00% 0	0.00% 0	0.00% 0	6
25g. Opportunity to interact with alumni	50.00% 3	16.67% 1	16.67% 1	16.67% 1	6
25h. Opportunity to engage with the larger Atlanta community	16.67% 1	50.00% 3	16.67% 1	16.67% 1	6

Q26 How well did the RSPH do at providing the following experiences?

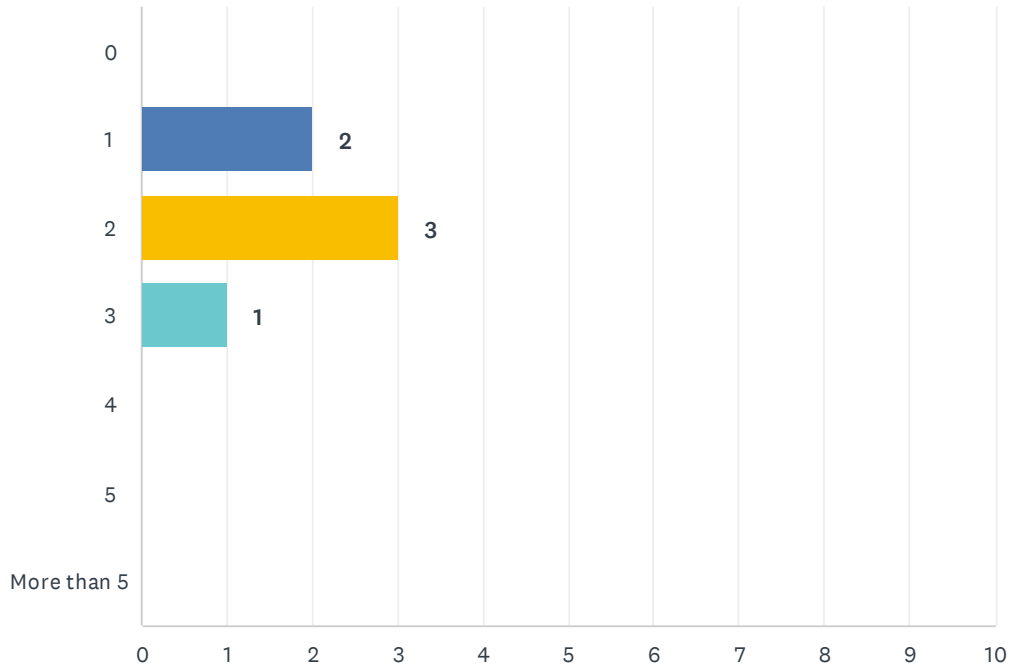
Answered: 6 Skipped: 2



	EXCELLENT	GOOD	FAIR	POOR	TOTAL
26a. Bond with other students	66.67% 4	33.33% 2	0.00% 0	0.00% 0	6
26b. Quality academics/classes	66.67% 4	33.33% 2	0.00% 0	0.00% 0	6
26c. Personal relationship with faculty	33.33% 2	50.00% 3	16.67% 1	0.00% 0	6
26d. Relationship with administration and staff	50.00% 3	33.33% 2	16.67% 1	0.00% 0	6
26e. Student leadership opportunities	33.33% 2	50.00% 3	16.67% 1	0.00% 0	6
26f. Skills/training for career	16.67% 1	66.67% 4	16.67% 1	0.00% 0	6
26g. Opportunity to interact with alumni	0.00% 0	50.00% 3	50.00% 3	0.00% 0	6
26h. Opportunity to engage with the larger Atlanta community	0.00% 0	50.00% 3	50.00% 3	0.00% 0	6

Q27 Since graduation from the RSPH, how many full-time positions have you held?

Answered: 6 Skipped: 2



ANSWER CHOICES	RESPONSES	
0	0.00%	0
1	33.33%	2
2	50.00%	3
3	16.67%	1
4	0.00%	0
5	0.00%	0
More than 5	0.00%	0
TOTAL		6